



INDEPENDENT AUDITORS' REPORT

To
The Members of 91DIGITAL WEB PRIVATE LIMITED

Report on the Audit of the Consolidated Financial Statements

Opinion

We have audited the accompanying Consolidated financial statements of 91DIGITAL WEB PRIVATE LIMITED ("the Company") and its subsidiaries (the Company and its subsidiaries together referred to as "the Group") which comprise the Consolidated Balance Sheet as at March 31, 2021, the Consolidated Statement of Profit and Loss and the Consolidated Statement of Cash Flows for the year then ended, and notes to the financial statements, including a summary of significant accounting policies and other explanatory information. (hereinafter referred to as "the Consolidated financial statements").

In our opinion and to the best of our information and according to the explanations given to us, the aforesaid Consolidated financial statements give the information required by the Companies Act, 2013 ('Act') in the manner so required and give a true and fair view in conformity with the Accounting Standards prescribed under section 133 of the Act read with the Companies (Accounting Standards) Rules, 2006, as amended, ("AS") and other accounting principles generally accepted in India, of the consolidated state of affairs of the Company as at March 31, 2021, its consolidated profit and its consolidated cash flows for the year ended on that date.

Basis for opinion

We conducted our audit of the Consolidated financial statements in accordance with the standards on auditing specified under section 143 (10) of the Companies Act, 2013. Our responsibilities under those Standards are further described in the *auditor's responsibilities for the audit of the financial statements* section of our report. We are independent of the Company in accordance with the code of ethics issued by the Institute of Chartered Accountants of India together with the ethical requirements that are relevant to our audit of the financial statements under the provisions of the Act and the rules thereunder, and we have fulfilled our other ethical responsibilities in accordance with these requirements and the code of ethics. We believe that the audit evidence we have obtained is sufficient and appropriate to provide a basis for our opinion.

Information Other than the Consolidated Financial Statements and Auditors' Report Thereon

The Company's board of directors is responsible for the preparation of the other information. The other information comprises the information included in the Board's Report including Annexures to Board's Report, Business Responsibility Report but does not include the financial statements and our auditor's report thereon.

Our opinion on the consolidated financial statements does not cover the other information and we do not express any form of assurance conclusion thereon.

In connection with our audit of the consolidated financial statements, our responsibility is to read the other information and, in doing so, consider whether the other information is materially inconsistent with the Consolidated financial statements or our knowledge obtained during the course of our audit or otherwise appears to be materially misstated.


If, based on the work we have performed, we conclude that there is a material misstatement of this other information; we are required to report that fact. We have nothing to report in this regard.

Management's Responsibility for the Consolidated Financial Statements

The Company's board of directors are responsible for the matters stated in section 134 (5) of the Act with respect to the preparation of these Consolidated financial statements that give a true and fair view of the financial position, financial performance and cash flows of the Company in accordance with the accounting principles generally accepted in India, including the accounting standards specified under section 133 of the Act. This responsibility also includes maintenance of adequate accounting records in accordance with the provisions of the Act for safeguarding of the assets of the Company and for preventing and detecting frauds and other irregularities; selection and application of appropriate accounting policies; making judgments and estimates that are reasonable and prudent; and design, implementation and maintenance of adequate internal financial controls, that were operating effectively for

BRANCH OFFICE: UG-2, 17A/56, TRIVENI PLAZA, WEA, KAROL BAGH, NEW DELHI-110 005
TELEFAX: +91-11-47057628 MOBILE: 09811884922 email: agrawalmitca@yahoo.co.in





AMAA AND ASSOCIATES

ensuring the accuracy and completeness of the accounting records, relevant to the preparation and presentation of the financial statement that give a true and fair view and are free from material misstatement, whether due to fraud or error.

In preparing the Consolidated financial statements, management is responsible for assessing the Company's ability to continue as a going concern, disclosing, as applicable, matters related to going concern and using the going concern basis of accounting unless management either intends to liquidate the Company or to cease operations, or has no realistic alternative but to do so.

The board of directors is also responsible for overseeing the Company's financial reporting process.

Auditor's Responsibilities for the Audit of the Financial Statements

Our objectives are to obtain reasonable assurance about whether the consolidated financial statements as a whole are free from material misstatement, whether due to fraud or error, and to issue an auditor's report that includes our opinion. Reasonable assurance is a high level of assurance, but is not a guarantee that an audit conducted in accordance with SAs will always detect a material misstatement when it exists. Misstatements can arise from fraud or error and are considered material if, individually or in the aggregate, they could reasonably be expected to influence the economic decisions of users taken on the basis of these financial statements.


As part of an audit in accordance with SAs, we exercise professional judgment and maintain professional skepticism throughout the audit. We also:

- Identify and assess the risks of material misstatement of the financial statements, whether due to fraud or error, design and perform audit procedures responsive to those risks, and obtain audit evidence that is sufficient and appropriate to provide a basis for our opinion. The risk of not detecting a material misstatement resulting from fraud is higher than for one resulting from error, as fraud may involve collusion, forgery, intentional omissions, misrepresentations, or the override of internal control.
- Obtain an understanding of internal control relevant to the audit in order to design audit procedures that are appropriate in the circumstances. Under section 143(3)(i) of the Companies Act, 2013, we are also responsible for expressing our opinion on whether the company has adequate internal financial controls system in place and the operating effectiveness of such controls.
- Evaluate the appropriateness of accounting policies used and the reasonableness of accounting estimates and related disclosures made by management.
- Conclude on the appropriateness of management's use of the going concern basis of accounting and, based on the audit evidence obtained, whether a material uncertainty exists related to events or conditions that may cast significant doubt on the Company's ability to continue as a going concern. If we conclude that a material uncertainty exists, we are required to draw attention in our auditor's report to the related disclosures in the financial statements or, if such disclosures are inadequate, to modify our opinion. Our conclusions are based on the audit evidence obtained up to the date of our auditor's report. However, future events or conditions may cause the Company to cease to continue as a going concern.
- Evaluate the overall presentation, structure and content of the financial statements, including the disclosures, and whether the financial statements represent the underlying transactions and events in a manner that achieves fair presentation.
- Materiality is the magnitude of misstatements in the financial statements that, individually or in aggregate, makes it probable that the economic decisions of a reasonably knowledgeable user of the financial statements may be influenced. We consider quantitative materiality and qualitative factors in (i) planning the scope of our audit work and in evaluating the results of our work; and (ii) to evaluate the effect of any identified misstatements in the financial statements.

We communicate with those charged with governance regarding, among other matters, the planned scope and timing of the audit and significant audit findings, including any significant deficiencies in internal control that we identify during our audit.

We also provide those charged with governance with a statement that we have complied with relevant ethical requirements regarding independence, and to communicate with them all relationships and other matters that may reasonably be thought to bear on our independence, and where applicable, related safeguards.

BRANCH OFFICE: UG-2, 17A/56, TRIVENI PLAZA, WEA, KAROL BAGH, NEW DELHI-110 005
TELEFAX: +91-11-47057628 MOBILE: 09811884922 email:agrawalamitca@yahoo.co.in





From the matters communicated with those charged with governance, we determine those matters that were of most significance in the audit of the financial statements of the current period and are therefore the key audit matters. We describe these matters in our auditor's report unless law or regulation precludes public disclosure about the matter or when, in extremely rare circumstances, we determine that a matter should not be communicated in our report because the adverse consequences of doing so would reasonably be expected to outweigh the public interest benefits of such communication.

Report on Other Legal and Regulatory Requirements

1. As required by Section 143(3) of the Act, we report that:

(a) We have sought and obtained all the information and explanations which to the best of our knowledge and belief were necessary for the purposes of our audit of the aforesaid consolidated financial statements;

(b) In our opinion, proper books of account as required by law relating to preparation of the aforesaid consolidated financial statements have been kept by the Company so far as it appears from our examination of those books;

(c) The Consolidated Balance Sheet, the Consolidated Statement of Profit & Loss and the Consolidated Statement of Cash Flows dealt with by this report are in agreement with the books of account;

(d) In our opinion, the aforesaid Consolidated financial statements comply with the accounting standards specified under section 133 of the Act, read with rule 7 of the Companies (Accounts) Rules, 2014;

(e) On the basis of the written representations received from the directors of the Company as on March 31, 2021 taken on record by the Board of Directors of the Company and its subsidiaries incorporated in India and the reports of the statutory auditors of its subsidiary companies incorporated in India, none of the directors of the Group companies incorporated in India is disqualified as on March 31, 2021 from being appointed as a director in terms of Section 164 (2) of the Act.

(f) In our opinion, the provisions of Section 143(3)(i) with regard to opinion on internal financial controls with reference to financial statements and operating effectiveness of such controls is not applicable to the company; and

(g) With respect to the other matters to be included in the Auditor's Report in accordance with Rule 11 of the Companies (Audit and Auditors) Rules, 2014, in our opinion and to the best of our information and according to the explanations given to us;


a. The Group does not have any pending litigations which would impact its consolidated financial position;

b. The Group did not have any long-term contracts including derivative contracts for which there were any consolidated material foreseeable losses; and

c. There were no consolidated amounts which were required to be transferred to the Investor Education and Protection Fund by the Company and its subsidiary incorporated in India.

2. As required by the Companies (Auditor's Report) Order, 2016 ("the Order"), issued by the Central Government of India in terms of sub-section (11) of section 143 of the Companies Act, 2013, CARO' 2016 is not applicable to the auditor's report on consolidated financial statements.

Place: NEW DELHI
Date: 15/11/2021



91 Digital Web Private Limited
CIN NO U72900DL2012PTC240005
Consolidated Cash Flow Statement For the Year ended March, 2021

Accounting Policy

Cash flows are reported using the indirect method, whereby profit for the year is adjusted for the effects of transactions of a non-cash nature, any deferrals or accruals of past or future operating cash receipts or payments and item of income or expenses associated with investing or financing cash flows. The cash flows from operating, investing and financing activities of the Company are segregated. The Company considers all highly liquid investments that are readily convertible to known amounts of cash to be cash equivalents.

Particulars	Notes	March 31, 2021	March 31, 2020
Cash flow from operating activities			
Profit before tax from continuing operations & Prior period		4,00,82,194	2,38,63,401
Profit before tax from discontinuing operations		-	-
Less: Prior Period expenses		-	(7,771)
Less: Profit on sales of Fixed assets		3,136	(19,597)
Profit before tax		4,00,85,329	2,38,36,033
Non-cash adjustment to reconcile profit before tax to net cash flows			
- Depreciation/amortization on continuing operations	10	33,44,446	28,27,582
Interest expense		-	-
Interest income		-	-
Operating profit before working capital changes		4,34,29,775	2,66,63,615
Movement for working capital:			
Increase/(decrease) in long term provisions	4	10,63,000	26,67,000
Increase/(Decrease) in other current liabilities	8	2,63,46,292	(24,28,209)
Increase/(Decrease) in Short term provisions	9	1,29,30,518	(36,73,451)
Increase/(Decrease) in Trade payables	7	21,66,815	1,23,49,701
(Increase)/Decrease in long term loans & advances	11	9,83,819	13,55,500
(Increase)/Decrease in short term loans & advances	15	(2,86,663)	(53,867)
(Increase)/Decrease in other current assets		(1,79,133)	-
(Increase)/Decrease in Trade receivables	13	(57,16,529)	(1,15,00,508)
Cash generated/(used in) operations		8,07,37,894	2,53,79,782
Direct taxes paid (net of refunds)		(1,02,30,039)	(69,53,461)
Net cash flow used in operating activities	[A]	7,05,07,854	1,84,26,320
Cash flow from investing activities			
Expenditure on property, plant and equipment	10	(48,22,283)	(40,67,412)
Sales of assets		10,000	47,685
Purchase of Investments	12	33,00,000	(50,00,000)
Net cash flow used in investing activities	[B]	(15,12,283)	(90,19,727)
Cash flow from financing activities			
Car Loan & Unsecured loan from Banks (net of repayment)		(14,08,180)	(13,28,171)
Net cash flow from used in financing activities	[C]	(14,08,180)	(13,28,171)
Net increase in cash and cash equivalents	[A+B+C]	6,75,87,392	80,78,421
Cash and cash equivalents at the beginning of the year		3,27,41,865	2,46,63,444
Cash and cash equivalents at the end of the year		10,03,29,257	3,27,41,865
Net increase in cash and cash equivalents		6,75,87,392	80,78,421

See accompanying notes forming integral part of the standalone financial statements

1 to 22

FOR AND ON BEHALF OF THE BOARD
For 91Digital Web Pvt. Ltd. For 91Digital Web Pvt. Ltd.

(Signature)

Director

(NITIN MATHUR)
DIRECTOR
DIN NO.02779849

(Signature)

Director

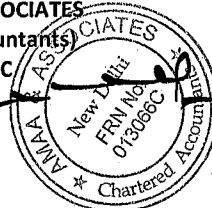
(BHARANIDHARAN VISWANATHAN)
DIRECTOR
DIN NO.01906898

AS PER OUR REPORT OF EVEN DATE ATTACHED

For AMAA & ASSOCIATES
(Chartered Accountants)
FRN NO. 013066C

(Signature)

(Amit Agrawal)
PARTNER
M.No. 404969



PLACE : NEW DELHI
DATE : 15/11/2021

91DIGITAL WEB PRIVATE LIMITED
CIN NO U72900DL2012PTC240005
CONSOLIDATED BALANCE SHEET AS AT 31st MARCH, 2021

Particulars		Note No.	As at 31.03.2021 (Rupees)	As at 31.03.2020 (Rupees)
A EQUITY AND LIABILITIES				
1 Shareholder's funds				
(a)	Share capital	2	2,03,950	2,03,950
(b)	Reserves and surplus	3	12,12,97,296	9,11,14,261
(c)	Money received against share warrants		-	-
			12,15,01,246	9,13,18,211
2 Share application money pending allotment				
			-	-
3 Non-current liabilities				
(a)	Deferred tax liabilities (net)		-	-
(b)	Long-term provisions	4	74,44,385	63,81,385
(c)	Long Term Borrowings	5	10,53,592	24,61,772
(d)	Other Long Term Liabilities	6	-	-
	Total		84,97,977	88,43,157
4 Current liabilities				
(a)	Trade payables	7	-	38,69,643
	(i) Total outstanding dues to micro and small enterprises		-	38,69,643
	(ii) Total outstanding dues to other than micro and small enterprises		2,93,59,385	2,33,22,927
		(i) + (ii)	2,93,59,385	2,71,92,570
(b)	Other current liabilities	8	3,93,51,604	1,30,05,313
(c)	Short-term provisions	9	1,81,54,574	52,24,056
(d)	Short Term Borrowings		-	-
			8,68,65,563	4,54,21,939
Total			21,68,64,786	14,55,83,306
B ASSETS				
1 Non-current assets				
(a)	Fixed assets	10		
	(i) Property, Plant & Equipment		63,54,625	47,20,979
	(ii) Intangible assets		7,41,444	10,00,463
	(iii) Capital work-in-progress		-	-
	(iv) Intangible assets under development		-	-
			70,96,069	57,21,442
(b)	Non-current Investments		-	-
(c)	Deferred Tax Asset (net)	1(B) (c)	25,57,844	21,36,890
(d)	Long-term loans and advances	11	14,76,052	24,59,871
(e)	Other non-current assets		-	-
			1,11,29,966	1,03,18,203
2 Current assets				
(a)	Current Investments	12	3,00,00,000	3,33,00,000

For 91Digital Web Pvt. Ltd.

[Signature]

Director



For 91Digital Web Pvt. Ltd.

[Signature]


Director

(b)	Trade receivables	13	6,85,25,035	6,28,08,506
(c)	Cash and Bank balances	14	10,03,29,257	3,27,41,865
(d)	Short-term loans and advances	15	67,01,395	64,14,732
(e)	Other current assets		1,79,133	-
			20,57,34,819	13,52,65,103
TOTAL			21,68,64,786	14,55,83,306

See accompanying notes forming integral part of the
standalone financial statements

1 to 22

FOR AND ON BEHALF OF THE BOARD
For 91Digital Web Pvt. Ltd.



Director

(NITIN MATHUR)
DIRECTOR
DIN NO.02779849


(BHARANIDHARAN VISWANATHAN)
DIRECTOR
DIN NO.01906898



Director

AS PER OUR REPORT OF EVEN DATE ATTACHED
For AMAA & ASSOCIATES
(Chartered Accountants)
FRN NO. 013066C

(Amit Agrawal)
PARTNER
M.No. 404969



PLACE : NEW DELHI
DATE : 15/11/2021

91DIGITAL WEB PRIVATE LIMITED
CIN NO U72900DL2012PTC240005
CONSOLIDATED STATEMENT OF PROFIT AND LOSS FOR THE YEAR ENDED 31ST MARCH, 2021

Particulars	Note No.	For the year ended 31.03.2021	For the year ended 31.03.2020
		(Rupees)	(Rupees)
1 Revenue from operations (Net)	16	30,21,37,114	23,26,42,831
		30,21,37,114	23,26,42,831
2 Other Income	17	58,40,781	25,39,647
Total Revenue		30,79,77,895	23,51,82,478
3 Expenses			
(a) Cost of Services	18	11,78,53,774	9,42,81,750
(b) Employee Benefits Expense	19	12,79,27,495	8,70,92,616
(c) Finance Cost	20	4,04,405	4,89,213
(d) Depreciation and Amortisation Expense	10	33,44,446	28,27,582
(e) General & Administrative Expenses	21	1,83,65,582	2,66,27,915
Total Expenses		26,78,95,701	21,13,19,077
4 Profit/(Loss) before exceptional and extraordinary items and tax (3-4)		4,00,82,194	2,38,63,401
Exceptional Items		-	-
Profit/(Loss) before extraordinary items and tax		4,00,82,194	2,38,63,401
Extraordinary Items		-	-
Prior Period Expenses		-	7,771
Profit/(Loss) Before Tax		4,00,82,194	2,38,55,630
5 Tax expense			
Current Tax		1,02,30,039	69,53,461
Deferred Tax	1(B) (c)	(4,20,955)	(7,32,322)
6 Profit/(Loss) for the year from continuing operations (5-6)		3,02,73,109	1,76,34,490
Profit/(Loss) from discontinuing operations		-	-
Tax expense of discounting operations		-	-
Profit/(Loss) from Discontinuing operations		-	-
Profit/(Loss) for the year		3,02,73,109	1,76,34,490

7 Earnings per equity share (Basic)	22	1,816.24	1,057.98
Earnings per equity share (Diluted)	22	1,484.34	864.65

See accompanying notes forming integral part of the standalone financial statements

1 to 22

FOR AND ON BEHALF OF THE BOARD

AS PER OUR REPORT OF EVEN DATE ATTACHED

For 91Digital Web Pvt. Ltd.

For 91Digital Web Pvt. Ltd.


For AMAA & ASSOCIATES
(Chartered Accountants)
FRN NO. 013066C

(NITIN MATHUR)
DIRECTOR
DIN NO.02779849

Director
(BHARANIDHARAN VISWANATHAN)
DIRECTOR
DIN NO.01906898

Director

(Amit Agrawal)
PARTNER
M.No. 404969



PLACE : NEW DELHI
DATE : 15/11/2021

NOTE NO. 1: SIGNIFICANT ACCOUNTING POLICIES & NOTES TO THE ACCOUNTS

Nature of Operations

91DIGITAL WEB PVT LTD. was incorporated on 08th August'2012 in order to provide web-based business activities and advertisement and other ancillary activities.

91DIGITAL WEB, together with its only subsidiary company namely Goosebumps Media Pvt Ltd., is hereinafter referred to as "the Group".

A. Statement of Significant Accounting Policies

(a) Basis of preparation & Consolidation

The Consolidated financial statements are prepared in accordance with the generally accepted accounting principles (GAAP) in India under the historical cost convention on accrual basis. GAAP comprises mandatory accounting standards as prescribed under section 133 of Companies Act, 2013, read with Rule 7 of the Companies (Accounts) Rules, 2014 and the provisions of the act, to the extent notified.

Accounting policies have been consistently applied except where a newly issued accounting standard is initially adopted or a revision to an existing accounting standard requires a change in the accounting policy hitherto in use.

91DIGITAL consolidates entities which it owns or controls. The consolidated financial statements comprise the financial statements of the Company & its subsidiary. Control exists when the parent has power over the entity, is exposed, or has rights, to variable returns from its involvement with the entity and has the ability to affect those returns by using its power over the entity. Power is demonstrated through existing rights that give the ability to direct relevant activities, those which significantly affect the entity's returns. Subsidiaries are consolidated from the date control commences until the date control ceases.

The financial statements of the Group companies are consolidated on a line-by-line basis and intra-group balances and transactions including unrealized gain / loss from such transactions are eliminated upon consolidation. These financial statements are prepared by applying uniform accounting policies in use at the Group. Non-controlling interests which represent part of the net profit or loss and net assets of subsidiaries that are not, directly or indirectly, owned or controlled by the Company, are excluded.

(b) Use of estimates

The preparation of consolidated financial statements requires management to make estimates and assumptions that affect the reported amounts of assets and liabilities, the disclosure of contingent liabilities on the date of the consolidated financial statements and the reported amounts of revenues and expenses during the period reported. Actual results could differ from those estimates. Any revision to accounting estimates is recognized in accordance with the requirements of the respective accounting standard.



Estimation of uncertainties relating to the global health pandemic from COVID-19

In assessing the recoverability and carrying values of its assets comprising Property, Plant and Equipment, Intangible assets, Receivables and other financial assets, the Company has considered internal and external information upto the date of approval of these financial results. However, the impact assessment of COVID-19 is a continuing process given the uncertainties associated with its nature and duration. The impact of the global health pandemic may be different from that estimated as at the date of approval of these financial results and the Company will continue to closely monitor any material changes to future economic conditions

(c) Property, Plant & Equipment

(i) The cost of property, plant and equipment comprises its purchase price net of any trade discounts and rebates, any import duties and other taxes (other than those subsequently recoverable from the tax authorities), any directly attributable expenditure on making the asset ready for its intended use, including relevant borrowing costs for qualifying assets and any expected costs of decommissioning. Expenditure incurred after the property, plant and equipment have been put into operation, such as repairs and maintenance, are charged to Statement of Profit and Loss in the period in which the costs are incurred.

(ii) An item of property, plant and equipment is derecognized upon disposal or when no future economic benefits are expected to arise from the continued use of the asset. Any gain or loss arising on the disposal or retirement of an item of property, plant and equipment is determined as the difference between the sale proceeds and the carrying amount of the asset and is recognized in Statement of Profit and Loss.



(iii) Assets in the course of construction are capitalized in the assets under capital work in progress account (CWIP). At the point when an asset is operating at management's intended use, the cost of construction is transferred to the appropriate category of property, plant and equipment and depreciation commences. Where an obligation (legal or constructive) exists to dismantle or remove an asset or restore a site to its former condition at the end of its useful life, the present value of the estimated cost of dismantling, removing or restoring the site is capitalized along with the cost of acquisition or construction upon completion and a corresponding liability is recognized. Revenue generated from production during the trial period is capitalized.

(iv) Property, plant and equipment except freehold land held for use in the administrative purposes, are stated in the balance sheet at cost less accumulated depreciation and accumulated impairment losses, if any. Freehold or Leasehold land is stated at historical cost. Leasehold Land acquired by the Company, with an option in the lease deed, entitling the Company to purchase on outright basis after a certain period at no additional cost is not amortized.

Other Intangible assets

Intangible Assets are stated at costs less accumulated amortization and impairment losses if any. Intangible Assets are amortized over their respective individual estimated useful lives on a straight-line basis, from the date they are available for use. The estimated useful life of an identifiable intangible-asset is based on a number of factors including the effects of obsolescence, demand, competition and other economic factors (such as stability of the industry, and known technological advances), and the level of maintenance expenditures required to obtain the expected future cash flows from the asset. Amortization methods and useful lives are reviewed periodically including at each financial year end. If the estimated useful life of the asset is significantly different from previous estimates, the amortization period is changed accordingly. The costs which can be capitalized include the cost of material, direct labor, overhead costs that are directly attributable to preparing the asset for its intended use. Acquired intangible assets are recorded at its acquisition price and amortized over its estimated useful life as per the Company's depreciation / amortization policy.

Gain or losses arising from derecognition of an intangible asset are measured as the difference between the net disposal proceeds and the carrying amount of the asset and are recognized in the Statement of Profit and Loss when the asset is derecognized.

Amortization rates currently applied are as follows:

Asset description	Useful life
Intangible Assets - Computer Software	10 years
Intangible Assets - Software tools	10 years
Residual value is considered to be	NIL

(d) Depreciation

Depreciation on fixed assets has been provided on WDV method on pro-rata basis over the useful life prescribed in schedule II to the Companies Act, 2013 after considering salvage value of five percent of original cost. The Company has considered useful life of assets same as prescribed under the Companies Act, 2013.

Estimated useful life of the assets are as follows:

Class of Property, plant and equipment	Useful life
Computers	03 years
Furniture and fixtures	10 years
Vehicles	08 years
Office equipment	05 years



Useful life is either the period of time which the asset is expected to be used or the number of production or similar units expected to be obtained from the use of asset. The estimated useful life, residual values and depreciation method are reviewed at the end of each reporting period, with the effect of any changes in estimate accounted for on a prospective basis.

Assets of which useful life has already been expired but depreciation charged till previous financial year was less than 95% of original cost of the assets, difference of 95% of Original Cost and depreciation charged till last year, has been charged to profit and loss account as depreciation.

Leasehold Improvements are amortized over the period of lease.

(e) Government grants and subsidies

Grants and subsidies from the government are recognized when there is reasonable assurance that the grant/subsidy will be received and all attaching conditions will be complied with. When the grant or subsidy relates to an expense item, it is recognized as income over the periods necessary to match them on a systematic basis to the costs, which it is intended to compensate. Where the grant or subsidy relates to an asset, its value is deducted in arriving at the carrying amount of the related asset.



(f) Investments

Investments that are readily realizable and intended to be held for not more than a year are classified as current investments. All other investments are classified as long-term investments. Current investments are carried at lower of cost and fair value determined on an individual investment basis. Long-term investments are carried at cost. However, provision for diminution in value is recognized if it is other than temporary.

(g) Revenue recognition

Revenue is recognized upon transfer of control of promised services to customers in an amount that reflects the consideration the Company expects to receive in exchange for those products or services. The significant accounting policies related to revenue recognition are as under:

Sale of Goods

Revenue is recognized when the significant risks and rewards of ownership of the goods have passed to the buyer.

Sale of services

-Revenues from advertising and content services are recognized when (i) persuasive evidence of an arrangement exists; (ii) delivery of the services has occurred and risks and rewards of ownership have passed to the customer; and (iii) collection of the resulting receivable is reasonably assured.

-Revenues in excess of invoicing are classified as contract assets (which the Company refers to as Unbilled Revenue) while invoicing in excess of revenues are classified as contract liabilities (which the Company refers to as Unearned Revenue). The billing schedules agreed with customers include periodic performance-based payments and / or milestone-based progress payments. Invoices are payable within contractually agreed credit period.

-Revenue includes reimbursement of expenses wherever billed as per the terms of the contracts.

-The Company presents revenues net of indirect taxes in its Statement of Profit and Loss.

Interest

Revenue is recognized on a time proportion basis taking into account the amount outstanding and the rate applicable.

Dividends

Revenue is recognized when the shareholders' right to receive payment is established by the balance sheet date.

Other Income

Other Income is recognized when the right to receive is established.

(h) Foreign Currency Transactions

(i) Transactions denominated in foreign currencies are normally recorded at the exchange rate prevailing at the time of the transaction.

(ii) Monetary items denominated in foreign currencies (such as cash, receivables, payables etc) outstanding at the year-end and not covered by forward exchange contracts are translated at exchange rates applicable as on that date.

(iii) Non-monetary items denominated in foreign currency, (such as fixed assets) are valued at exchange rates prevailing on the date of transaction.

(iv) Interest accrued and due on foreign currency loans (if any) are converted in Indian Rupees at the rate prevailing on date on which the interest was due. Interest accrued but not due on such loans are converted at the rates prevailing as on the last day of the accounting year.

(v) Foreign Currency Transactions relating to import are recorded at the exchange rates at which Import Prices are negotiated with Bankers. While payments are recorded; as and when made, at the exchange rates prevailing on the date of remittance to abroad. The resultant gain / loss arising from such transactions have been recorded in the Profit & Loss Account.

(vi) Any income or expense on account of exchange difference either on settlement or on translation is recognized in the Profit and loss Accounts except in cases they related acquisition of fixed assets in which case they are adjusted to the carrying cost of such assets.


(i) Employee benefits

(i) Short-term employee benefits

Employee benefits payable wholly within twelve months of rendering the service are classified as short-term employee benefits and are recognized in the period in which the employee renders the related service.

(ii) Post-employment benefits (defined contribution plans)

Provident Fund is a defined contribution scheme (Government scheme) and the contributions are charged to the Profit & Loss Account of the year when the contributions to the respective funds are due.



(iii) Long-term employee benefits

Long term employee benefits comprise of compensated absences. These are measured on the basis of year-end actuarial valuation in pursuance of the Company's leave rules. Actuarial gains/losses are immediately taken to the profit and loss account and are not deferred.

(iv) Payments made under the Voluntary Retirement Scheme are charged to the Profit & Loss account over a five-year period.

(v) In respect of Indian subsidiaries, eligible employees receive benefits from a provident fund, which is a defined contribution plan. Both the eligible employee and the respective companies make monthly contributions to this provident fund plan equal to a specified percentage of the covered employee's salary. Amounts collected under the provident fund plan are deposited in a government-administered provident fund. The Companies have no further obligation to the plan beyond its monthly contributions. However, during the period of consolidation, the subsidiary company employed no employee and the figures given are of only of holding company.

(j) Income & Deferred taxes

Tax expense comprises both current and deferred taxes. Current income- tax is measured at the amount expected to be paid to the tax authorities in accordance with the Indian Income Tax Act. Deferred income taxes reflect the impact of current year timing differences between taxable income and accounting income for the year and reversal of timing differences of earlier years.

Deferred tax is measured based on the tax rates and the tax laws enacted or substantively enacted at the balance sheet date. Deferred tax assets are recognized only to the extent that there is reasonable certainty that sufficient future taxable income will be available against which such deferred tax assets can be realized. Deferred tax assets are recognized on carry forward of unabsorbed depreciation and tax losses only if there is virtual certainty that such deferred tax assets can be realized against future taxable profits. Unrecognized deferred tax assets of earlier years are re-assessed and recognized to the extent that it has become reasonably certain that future taxable income will be available against which such deferred tax assets can be realized.

(k) Segment Reporting Policies

The Company's operating businesses are organized and managed separately according to the nature of products and services provided, with each segment representing a strategic business unit that offers different products and serves different markets. The analysis of geographical segments is based on the areas in which major operating divisions of the Company operate.

The Company generally accounts for inter-segment sales and transfers as if the sales or transfers were to third parties at current market prices.

Common allocable costs are allocated to each segment according to the relative contribution of each segment to the total common costs.

The Corporate and Other segment include general corporate income and expense items, which are not allocated to any business segment.

(l) Earning per Share

Basic earnings per share are calculated by dividing the net profit or loss for the period attributable to equity shareholders (after deducting preference dividends and attributable taxes) by the weighted average number of equity shares outstanding during the period. Partly paid equity shares are treated as a fraction of an equity share to the extent that they were entitled to participate in dividends relative to a fully paid equity share during the reporting period. The weighted average number of equity shares outstanding during the period is adjusted for events of bonus issue; bonus element in a rights issue to existing shareholders; share split; and reverse share split (consolidation of shares).



For the purpose of calculating diluted earnings per share, the net profit or loss for the period attributable to equity shareholders and the weighted average number of shares outstanding during the period are adjusted for the effects of all dilutive potential equity shares.

(m) Provisions

A provision is recognized when an enterprise has a present obligation as a result of past event; it is probable that an outflow of resources will be required to settle the obligation, in respect of which a reliable estimate can be made. Provisions are not discounted to its present value and are determined based on best estimate required to settle the obligation at the balance sheet date. These are reviewed at each balance sheet date and adjusted to reflect the current best estimates. Provision for expenditure relating to voluntary retirement is made when the employee accepts the offer of early retirement.

(n) Current Assets

Debtors, loans and advances are valued on net realization basis.



(o) Interest

Interest is provided on the loans from FI's and Banks in accordance with the term and conditions of the agreement entered in to with them.

(p) Contingent Liabilities

Contingent Liabilities, which are considered significant and material by the company, are disclosed in the notes to accounts.

(q) Preliminary expenses had been written off in the period in which the same has been incurred.

(r) Current assets, loans and advances have a value on realization which in the Ordinary course of the business would not be less than the amount at which they are stated in the balance sheet and the provisions for all known and determined liabilities are adequate and not in excess of the amount reasonable required.

(s) Leases

Lease arrangements where the risks and rewards incidental to ownership of an asset substantially vests with the lessor, are recognized as operating lease. Lease rentals under operating lease are recognized in the statement of Profit and loss on a straight-line basis.

(t) Impairment of Assets

For the purpose of impairment testing, goodwill is allocated to each of the group's cash generating units that are expected to benefit from the synergies of the combination.

Cash generating units to which goodwill has been allocated are tested for impairment annually when there is an indication that the unit's value may be impaired. If the recoverable amount of cash generating units is less than the carrying amount of the units, the impairment loss is allocated first to reduce carrying amount of any goodwill allocated to the unit and than to the other assets of the unit in proportion to the carrying amount of each asset in the unit. As the unit is non cash generating unit, an impairment loss is recognised.

The carrying amounts of assets are reviewed at consolidated balance sheet date if there is any indication of impairment based on internal/external factors. An impairment loss is recognized wherever the carrying amount of an asset exceeds its recoverable amount. The recoverable amount is the greater of the asset's net selling price and value in use. In assessing value in use, the estimated future cash flows are discounted to their present value at the weighted average cost of capital.

After impairment, depreciation/amortization is provided on the revised carrying amount of the asset over its remaining useful life.

The amortization expense has been included under depreciation and amortization expense in the Consolidated Statement of Profit and Loss.

(u) Material Events

Material events occurring after the balance sheet date are taken into cognizance.

B. NOTES TO THE ACCOUNTS

(a) Few sundry debtors & sundry creditors for expenses are subject to confirmation with respective parties.

(b) Provision for taxation has been made in the annexed accounts as per Section 115AA of the Income Tax Act, 1961.

(c) The company has created deferred tax asset on account of timing difference of-
-Depreciation & Preliminary expenses as per Companies Act'2013 & Income Tax Act, 1961
-Provision for gratuity to be allowed on payment basis

The above disclosure has been given in accordance with the requirement of AS-22 "Accounting for Taxes on Income" issued by the ICAI.

The DTA has been created as follows:

(i) DEP AS PER COMPANIES ACT, 2013	33,44,446/-
DEP AS PER INCOME TAX ACT, 1961	29,00,316/-
(a) TIMING DIFF	4,44,130/-
(b) PY ADJUSTMENT FOR DEP AS PER INCOME TAX ACT, 1961/-	1,71,348/-
(ii) GRATUITY PROVISION (NET OF PAYMENT MADE)	10,63,000/-
(c) TIMING DIFF	16,78,479/-
(iii) PRELIMINARY EXP W/OFF AS PER COMPANIES ACT, 2013	-
PRELIMINARY EXP W/OFF AS PER INCOME TAX ACT, 1961	5,900/-



TIMING DIFF	(-),900/-
TOTAL TIMING DIFFERENCE (a)+(b)+(c)	16,72,579/-
TAX EFFECT OF TIMING DIFF	4,20,955/- (DTA for FY 20-21)
OPENING BALANCE OF DTA B/F	21,36,889/-
TOTAL DTA C/F FOR FUTURE YEARS	25,57,844/-

(d) Disclosure Under AS 18 (Related Parties Disclosures)

Details of related parties:

Name of subsidiaries	Country	Holdings as at March 31,	
		2021	2020
Goosebumps Media Pvt. Ltd	India	100%	100%

Description of relationship	Nature of Relationship	Names of related parties
Key Management Personnel (KMP)	Director	Sh. Nitin Mathur
	Director	Sh. Bharanidharan Viswanathan

Details of related party transactions

Particulars	Relationship	31.03.2021	31.03.2020
-------------	--------------	------------	------------

Transactions during the year

Goosebumps Media Pvt. Ltd.	Subsidiary company	Office rent paid by Goosebumps to reporting entity of Rs. 1,20,000/-	Office rent paid by Goosebumps to reporting entity of Rs. 1,20,000/-
		Rs. 25,07,028/- paid by reporting entity for business transactions which was repaid by goosebumps during the period.	Rs. 38,35,161/- paid by reporting entity for GST & other ex out of which Rs. 38,32,115/- was duly repaid by goosebumps during the period.
		Closing balance as on 31/03/21 NIL	Closing balance as on 31/03/20 Rs. 3,046/- (Dr)

(i) Remuneration paid

Sh. Nitin Mathur	Director/KMP	1,35,41,776/-	46,07,327/-
Sh. Bharanidharan Viswanathan	Director/KMP	1,72,00,417/-	74,25,748/-

Note: Related parties have been identified by the Management.

(e) Segment Reporting



Since during the period covered under audit the company primarily operated in one Segment-Web based business activities, Segment reporting as required under AS-17 "Segment Reporting" issued by the ICAI is not applicable to the company.

(f) Estimated amount of contracts remaining to be executed on capital accounts and not provided for Rs. NIL (Previous year NIL)

(g) Gratuity and other post-employment benefit plans

The company operates single defined benefit plans, viz., gratuity for its employees.

The following tables summarize the components of net benefit expense recognized in the statement of profit and loss and amounts recognized in the balance sheet for the respective plans.



Statement of profit and loss**Net employee benefit expense recognized in the employee cost**

	Gratuity (unfunded)	
	March 31, 2021	March 31, 2020
Current service cost	16,44,000	11,10,000
Interest cost on benefit obligation	4,06,000	2,86,000
Expected return on plan assets	-	-
Net actuarial (gain)/loss recognized in the year	(7,25,000)	12,71,000
Net benefit expense	13,25,000	26,67,000
Actual return on plan assets	-	-

Balance sheet Benefit asset/ (liability)

	Gratuity (unfunded)	
	March 31, 2021	March 31, 2020
Present value of defined benefit obligation	74,44,000	63,81,000
Fair value of plan assets	-	-
Plan asset/(liability)	(74,44,000)	(63,81,000)

The principal assumptions used in determining gratuity and post-employment medical benefit obligations for the company's plans are shown below:

	Gratuity (unfunded)	
	March 31, 2021	March 31, 2020
Discount rate	6.90%	6.50%

Expected rate of return on assets

The estimates of future salary increases, considered in actuarial valuation, take account of inflation, seniority, promotion and other relevant factors, such as supply and demand in the employment market. The overall expected rate of return on assets is determined based on the market prices prevailing on that date, applicable to the period over which the obligation is to be settled. There has been significant change in expected rate of return on assets due to change in the market scenario.

(h) None of the employee has received remuneration exceeding the limit as stated in rule 5(2) of the Companies (Appointment and Remuneration of Managerial Personnel) Rules, 2014.

(i) Foreign Exchange Earnings and Outgo as stipulated in the Companies (Accounts) Rules, 2014 by the Group

(i) Expenditure in Foreign currency Rs. 83,40,489/- (as expenses for software, commission, advertisement and IT related services expenses incurred in Forex, the total outflow USD 1,09,541/-) (P.Y. Rs. 1,53,87,534/- includes foreign travelling USD 2,22,681/-)

(ii) CIF Value of Import Rs. NIL (P.Y. NIL).

(iii) Earnings in foreign currency USD 6,86,274/- equivalent to Rs. 4,96,17,539/- (P.Y. USD 3,50,021/- equivalent to Rs. 2,43,10,863/-).

(j) In the opinion of Board of Directors, the current assets and loans & advances have a value on realization in the ordinary course of business, not less than the amount, at which they are stated in the Balance Sheet as at 31st March 2021.

(k) The Group has taken office on rent at different locations in India under operating lease agreement. It is renewable by mutual consent on mutually agreed terms and not cancellable. There is no restriction imposed under the lease agreement and there is no sub lease.

The lease rentals charged during the period are as follows:

Particulars	Year ended March 31,	
	2021	2020
Lease rentals recognized during the period	53,29,560/-	1,18,66,061/-

(l) The Group has availed Overdraft facility from CITI Bank NA to the tune of Rs. 200.00 lakh. The company has utilized the above said facility as and when there was shortage of funds during the period covered under report. However, on the balance sheet date the balance of CITI Bank has been shown under cash and bank balance due to surplus funds. (Previous year also shown under cash and bank balances).

(m) Disclosure under Micro, Small and Medium Enterprises Development Act, 2006

There are no Micro and Small-Scale Business Enterprises, to whom the company owes dues for more than 45 days as on 31.03.2021. This information is required to be given under the Micro, Small and Medium Enterprises Development Act, 2006 has been determined to the extent such parties have been identified on the basis of information available with the company.


(n) Previous year's standalone figures have been regrouped/rearranged to correspond with current year's consolidated figures wherever was necessary.

IN TERMS OF OUR SEPARATE REPORT OF EVEN DATE ATTACHED

FOR AMAA & ASSOCIATES
(Chartered Accountants)
FRN NO. 013066C

Amit Agrawal

(AMIT AGRAWAL)
PARTNER
M.No. 404969



FOR AND ON BEHALF OF THE BOARD

For 91Digital Web Pvt. Ltd.

Bharani
Director

(BHARANIDHARAN VISWANATHAN)
DIRECTOR
DIN NO. 01906898

For 91Digital Web Pvt. Ltd.

Nitin Mathur
Director

(NITIN MATHUR)
DIRECTOR
DIN NO.02779849

Place: New Delhi
Date: 15/11/2021

CONSOLIDATED NOTES FORMING PART OF THE FINANCIAL STATEMENTS

2 Share capital

	As at 31.03.2021		As at 31.03.2020	
	Number of shares	(Rupees)	Number of shares	(Rupees)
(a) Authorised				
Equity shares of Rs. 10 each with voting rights	20,000	2,00,000	20,000	2,00,000
Preference Shares of Rs. 10 each	10,000	1,00,000	10,000	1,00,000
Total	30,000	3,00,000	30,000	3,00,000
(b) Issued, subscribed and fully paid up				
Equity shares of Rs. 10 each fully paid up with voting rights	16,668	1,66,680	16,668	1,66,680
Preference Shares of Rs. 10 each	3,727	37,270	3,727	37,270
Total	20,395	2,03,950	20,395	2,03,950

Refer notes (i) to (ii) below

(i) Reconciliation of the number of shares and amount outstanding at the beginning and at the end of the year:


Particulars	Opening balance	Fresh issue	Closing balance
Equity shares with voting rights			
<i>Year ended 31.03.2020</i>			
- Number of shares	16,668	-	16,668
- Amount (Rupees)	1,66,680	-	1,66,680
<i>Year ended 31.03.2021</i>			
- Number of shares	16,668	-	16,668
- Amount (Rupees)	1,66,680	-	1,66,680
Preference Shares			
<i>Year ended 31.03.2020</i>			
- Number of shares	3,727	-	3,727
- Amount (Rupees)	37,270	-	37,270
<i>Year ended 31.03.2021</i>			
- Number of shares	3,727	-	3,727
- Amount (Rupees)	37,270	-	37,270

(ii) Terms/right attached to equity shares:


The Company has one class of equity shares having a par value of Rs. 10 each. Each shareholder of equity shares is entitled to one vote per share. In the event of liquidation of the Company, holder of equity shares will be entitled to receive remaining assets of the Company after distribution of all preferential amounts. The distribution will be in proportion to the number of equity shares held by the shareholders.

For 91Digital Web Pvt. Ltd.


Director



For 91Digital Web Pvt. Ltd.


Director

91DIGITAL WEB PRIVATE LIMITED
CIN NO U72900DL2012PTC240005

CONSOLIDATED NOTES FORMING PART OF THE FINANCIAL STATEMENTS


Particulars	As at	As at
	31.03.2021	31.03.2020
	(Rupees)	(Rupees)
3 Reserves and surplus		
(a) Securities premium account		
Opening balance	2,48,99,689	2,48,99,689
Add : Premium on shares issued during the year	-	-
Closing balance	2,48,99,689	2,48,99,689
(b) Surplus/ (Deficit) in the Statement of Profit and Loss		
Opening balance	6,62,14,572	4,86,85,505
Add: Profit for the year	3,02,73,109	1,76,34,489.89
Less: Depreciation no longer required due to Fixed assets written off charged to Reserve & Surplus	(90,074)	(1,05,424)
Closing balance	9,63,97,607	6,62,14,572
Total(a)+(b)	12,12,97,296	9,11,14,261
4 Long-term provisions		
Provision for gratuity	74,44,385	63,81,385
Total	74,44,385	63,81,385
5 Long Term Borrowings		
Secured Loans		
Car Loan from Kotak Mahindra Prime Ltd (Rs. 18.90 lakhs @10.25 % (Previous year NA). Repayable in 36 monthly installment (EMI) of Rs. 59,837/-each starting from (secured against hypothecation of vehicle)	10,53,592	16,43,856
Unsecured loans		
Term Loans from Banks (Unsecured)		
(i)HDFC Bank (Rs. 30.00 lakh @15.00%. Repayable in 36 monthly installment (EMI) of Rs. 1,03,996/-each starting from July'2017)	-	3,04,351
(ii)Standard Chartered Bank (Rs. 50.00 lakh @ 16.00%. Repayable in 36 monthly installment (EMI) of Rs. 1,75,786/-each starting from July'2017)	-	5,13,565
Total	10,53,592	24,61,772
<i>The scheduled maturity of the Long-term borrowings is summarised as under:</i>		
Current Maturities of long-term debt		
Secured Loans		
Car Loan from Kotak Mahindra Prime Ltd	6,47,392	5,90,264
Unsecured Loans		
(i)HDFC Bank	-	3,04,351
(ii)Standard Chartered Bank	-	5,13,565
Total	6,47,392	14,08,180

Long term Maturity of Long term debt

Secured Loans

[Signature]

Director



For 91Digital Web Pvt. Ltd.

[Signature]
Director

For 91Digital Web Pvt. Ltd.

Car Loan from Kotak Mahindra Prime Ltd	4,06,200	10,53,592
Unsecured Loans		
(i)HDFC Bank	-	-
(ii)Standard Chartered Bank	-	-
Total	4,06,200	10,53,592
6 Other Long Term Liabilities		
(i) Security Deposit	-	-
7 Trade payables		
Trade payables	2,93,59,385	2,71,92,570
Total	2,93,59,385	2,71,92,570
8 Other current liabilities		
Other payables		
(i) Payables in respect of statutory dues	1,19,28,480	54,03,242
(ii) Advance received from Customers	38,00,805	14,69,374
(iii) Reimbursements Payable	2,25,777	68,338
(iv) Salary Payable	2,33,96,542	60,64,359
Total	3,93,51,604	1,30,05,313
9 Short Term provisions:-		
Provision for Income Tax	26,42,878	15,57,947
Other Provisions	1,53,57,196	35,11,609
Audit Fees Payable	1,54,500	1,54,500
Total	1,81,54,574	52,24,056

For 91Digital Web Pvt. Ltd.

[Signature]

Director

For 91Digital Web Pvt. Ltd.

[Signature]

Director



CONSOLIDATED NOTES FORMING PART OF THE FINANCIAL STATEMENTS

10 Fixed assets	(Rupees)										
	Description	Gross block				Accumulated depreciation				Net block	
Balance as at 01.04.2020		Additions	Disposals	Balance as at 31.03.2021	Balance as at 01.04.2020	Depreciation/ amortisation expense for the year	Transferred to GR	Adjusted during the year	Balance as at 31.03.2021	Balance as at 31.03.2021	Balance as at 31.03.2020
A. Tangible assets											
Office Equipments	19,48,498	12,47,252	13,136	31,82,614	14,38,484	4,39,087	32,832	-	19,10,403	12,72,211	5,10,014
Computer	75,23,675	28,09,059	-	1,03,32,734	57,77,357	18,16,160	57,242	-	76,50,759	26,81,975	17,46,318
Furniture & Fixture	2,08,618	7,65,972	-	9,74,590	1,34,887	83,497	-	-	2,18,384	7,56,206	73,731
Vehicles	51,31,999	-	-	51,31,999	27,41,083	7,46,683	-	-	34,87,766	16,44,233	23,90,916
Sub total	1,48,12,790	48,22,283	13,136	1,96,21,938	1,00,91,812	30,85,427	90,074	-	1,32,67,313	63,54,625	47,20,979
B. Intangible assets											
Computer Software	19,45,235	-	-	19,45,235	9,44,772	2,59,019	-	-	12,03,791	7,41,444	10,00,463
Sub total	19,45,235	-	-	19,45,235	9,44,772	2,59,019	-	-	12,03,791	7,41,444	10,00,463
C. Capital Work-in-progress											
Sub total	-	-	-	-	-	-	-	-	-	-	-
D. Intangible Assets Under Development											
Sub total	-	-	-	-	-	-	-	-	-	-	-
Total	1,67,58,026	48,22,283	13,136	2,15,67,173	1,10,36,584	33,44,446	90,074	-	1,44,71,104	70,96,069	57,21,442
(Previous Year)	1,28,12,199	40,67,412	1,21,586	1,67,58,026	81,97,076	28,27,582	1,05,424	93,498	1,10,36,584	57,21,442	46,15,123



For 91Digital Web Pvt.Ltd.

For 91Digital Web Pvt. Ltd.

[Signature]
Director

[Signature]
Director

CONSOLIDATED NOTES FORMING PART OF THE FINANCIAL STATEMENTS

Particulars	As at	As at
	31.03.2021	31.03.2020
	(Rupees)	(Rupees)
11 Long-term loans and advances (Unsecured, considered good)		
(a) Security deposits	14,76,052	24,59,871
Total	14,76,052	24,59,871
12 Current Investments (Unquoted, At lower of cost and fair market value)		
Investment in Mutual funds (as per annexure enclosed)	3,00,00,000	3,33,00,000
Total	3,00,00,000	3,33,00,000
13 Trade receivables (Unsecured, considered good)		
(a) Trade receivables outstanding for a period exceeding six months from the date they were due for payment	36,74,981	60,75,224
Less: Provision for Bad & Doubtfull Debts		
(b) Trade receivables outstanding not for a period exceeding six months from the date they were due for payment	6,48,50,054	5,67,33,282
Less: Provision for Bad & Doubtfull Debts		
Total	6,85,25,035	6,28,08,506
14 Cash and Bank balances		
Cash and cash equivalents		
-Cash-in-Hand	41,963	36,110
-Balances with banks -in current accounts with scheduled banks	1,80,47,294	3,27,05,755
(A)	1,80,89,257	3,27,41,865
Other bank balances		
-Sweep in Fixed deposits with bank	8,22,40,000	-
(B)	8,22,40,000	-
Total(A)+(B)	10,03,29,257	3,27,41,865
15 Short-term loans and advances (Unsecured, considered good)		
(a) Loans & Advances to employees	11,80,673	15,26,865
(b) Prepaid expenses	11,07,458	6,25,386
(c) Other loans and advances		
(i) Advance to suppliers	12,73,322	-
(ii) Other advances	2,21,272	8,26,106
(d) TDS Recoverable	4,14,211	7,60,845
(e) GST Credit receivable	25,04,460	26,75,530
Total	67,01,395	64,14,732

For 91Digital Web Pvt. Ltd.

Martina

Director



For 91Digital Web Pvt. Ltd.

Sharan

Director

91DIGITAL WEB PRIVATE LIMITED
CIN NO U72900DL2012PTC240005

ANNEXURE FORMING PART OF NOTE-12

CURRENT INVESTMENTS

The balances held in liquid mutual fund units as at March 31, 2021 are as follows :

Balance at the beginning of the year	Acquired during the year	Sold/ redeemed during the year	Switch Over to New Fund during the year	Balance at the end of the year	Particulars	As at 31.03.2021	As at 31.03.2020
Nos.	Nos.	Nos.	Nos.	Nos.		Rs.	Rs.
LONG TERM INVESTMENTS							
1,95,375.687	-	1,95,375.69	-	-	1. Mutual Funds (Quoted)(Liquid) Aditya Birla Sun Life Fund	-	45,00,000
2,11,857.861	-	2,11,857.861	-	-	Nippon India Credit Risk Fund	-	48,00,000
2,85,698.671	-	2,85,698.671	-	-	HDFC Credit Risk Debt Fund Regular Plan	-	40,00,000
2,00,259.575	-	2,00,259.575	-	-	ICICI Prudential Short Term Growth Fund	-	75,00,000
2,02,200.480	-	2,02,200.480	-	-	IDFC Bond Fund Short Term Plan	-	75,00,000
1,43,289.900	-	1,43,289.900	-	-	Kotak Bond Short Term Plan Growth	-	50,00,000
-	54,552.289	-	-	54,552.289	Aditya Birla Sun Life Banking & PSU Debt Fund	1,50,00,000	-
-	7,476.059	-	-	7,476.059	Axis Banking & Psu Debt Fund	1,50,00,000	-
TOTAL						3,00,00,000	3,33,00,000
(Aggregate amount of quoted investments taken at lower of cost or market price)							
Aggregate NAV of Mutual Funds 31st March Respectively						3,08,72,466*	3,84,04,078
Aggregate provision for diminution in value of current investment						-	-

*NAV of Current investments as on 31/03/2021 comprises an amount of Rs.24,723.81 as undaimed redemption amount of Nippon India Credit Risk Fund

For 91Digital Web Pvt. Ltd.

[Signature]
Director




For 91Digital Web Pvt. Ltd.

[Signature]
Director

91DIGITAL WEB PRIVATE LIMITED
CIN NO U72900DL2012PTC240005

CONSOLIDATED NOTES FORMING PART OF THE FINANCIAL STATEMENTS

Particulars	For the year ended	For the year ended
	31.03.2021	31.03.2020
	(Rupees)	(Rupees)
16 Revenue from operations		
Advertisement & Content Revenue (Excluding Service Tax/GST)	30,21,37,114	23,26,42,831
Total	30,21,37,114	23,26,42,831
17 Other Income		
(a) Other non operating income	8,08,786	25,20,050
(b) Net gain on sales of current investments	50,35,131	-
(c) Profit / (loss) on sale of fixed asset	(3,136)	19,597
Total	58,40,781	25,39,647
<i>Other non operating income comprises Interest from deposits Rs. 8,05,816/- (P.Y. NIL) & Income tax refund Rs. 2,970/- (P.Y. NIL)</i>		
18 Cost of Services		
(a) Advertisement & Website Promotion Cost	5,53,39,642	3,30,91,556
(b) Content & Design cost	2,29,16,688	2,13,79,311
(c) Professional Consultancy Fees	2,07,90,542	1,49,51,795
(d) Technology Cost	1,69,56,902	1,92,83,354
(e) Other	18,50,000	55,75,734
Total	11,78,53,774	9,42,81,750
19 Employees' benefits expense		
(a) Salaries and wages	9,19,70,537	6,84,22,480
(b) Gratuity	10,63,000	26,67,000
(c) Director's Remuneration	3,07,42,193	1,20,33,075
(d) Contributions to provident fund	18,93,084	15,14,062
(e) Staff welfare expenses	12,06,453	13,28,200
(f) Employee Insurance	10,52,227	11,27,799
Total	12,79,27,495	8,70,92,616
20 Finance Cost		
(a) Borrowings Cost	1,70,672	4,38,398
(b) Bank Charges	2,14,556	31,946
(c) Credit/Debit Card Charges	19,177	18,869
Total	4,04,405	4,89,213
21 General & Administrative Expenses		
(a) Auditor's Remuneration [refer to note no. 1(B)(d)]	1,54,500	1,54,500
(b) Books & Periodicals	80,722	31,421
(c) Business Promotion Expenses	10,18,322	17,04,860
(d) Commission Expenses	4,34,127	19,21,771
(e) Communication Expenses	2,36,042	2,24,155
(f) Donatlon	5,34,730	11,23,622
(g) Electricity & Water Expenses	4,38,129	3,41,574
(h) Exchange Gain and Loss	7,70,783	52,426
(i) Festival Celebration Expenses	4,18,520	5,00,541
(j) Foreign Travelling Expenses	-	3,24,856
(k) Sundry Balances W/off	3,75,462	-
(l) Interest on Delayed Payment of Statutory Dues	3,03,093	2,32,010
(m) Insurance	2,97,051	2,88,903
(n) Legal & Professional Expenses	11,17,324	22,38,916
(o) Laptop Rent	69,476	52,400



For 91Digital Web Pvt. Ltd.

[Signature]

Director

For 91Digital Web Pvt. Ltd.

[Signature]
Director


(p)	Miscellaneous Expenses	43,291	17,015
(q)	Office Housekeeping Expenses	12,36,730	11,52,034
(r)	Printing and Stationery	13,895	74,061
(s)	Postage & Courier	1,62,447	30,210
(t)	Recruitment Expenses	12,68,806	7,65,351
(u)	Rent Office	53,29,560	1,18,66,061
(v)	Repair & Maintenance- Computer	1,76,412	1,41,144
(w)	Repair & Maintenance- Office	30,24,948	19,66,760
(x)	Rates & Taxes	4,49,391	47,206
(y)	Subscription Expenses	1,07,910	70,742
(z)	Tender Fees	10,000	-
(aa)	Travelling and Conveyance	2,93,911	13,05,377
Total		1,83,65,582	2,66,27,915

For 91Digital Web Pvt. Ltd.

Martur
Director

For 91Digital Web Pvt. Ltd.

Bharani
Director



91DIGITAL WEB PRIVATE LIMITED
CIN NO U72900DL2012PTC240005

Note 22
Earning Per Share


Particulars	As at 31 March, 2021	As at 31 March, 2020
	Basic	
Continuing operations		
Net profit / (loss) for the year	3,02,73,109	1,76,34,490
Weighted average number of equity shares	16,668	16,668
Face Value per share	10	10
Earnings per share from continuing operations - Basic	1,816.24	1,057.98
Diluted		
Continuing operations		
Net profit / (loss) for the year	3,02,73,109	1,76,34,490
Weighted average number of equity shares	16,668	16,668
Convertible preference shares as on beginning of FY (1:1)	3,727	3,727
Convertible preference shares issued in FY 19-20(1:1)	-	-
Weighted average number of Convertible preference shares	3,727	3,727
Total equity and convertible preference shares	20,395	20,395
Par value per share	10	10
Earnings per share from continuing operations - Diluted	1,484.34	864.65

For 91Digital Web Pvt. Ltd.

Bhavan
Director

For 91Digital Web Pvt. Ltd.

Akshay
Director



ANNEXURE-D COMPUTATION OF DEPRECIATION AS PER INCOME TAX ACT, 1961

S.NO.	ITEM	WDV AS ON 01.04.20	ADDITION DURING THE YEAR		SALES DURING THE YEAR	TOTAL	DEPRECIATION		WDV AS ON 31.03.2021
			More than 180 days	Less than 180 days			RATE(WDV)	AMOUNT	
1	Office Equipments	11,75,029	3,57,584	8,89,668	10,000	24,12,281	15%	2,95,117	21,17,164
2	Computer	24,61,762	12,86,607	15,22,452	-	52,70,821	40%	18,03,838	34,66,983
3	Software	5,87,793	-	-	-	5,87,793	40%	2,35,117	3,52,676
4	Furniture & Fixture	1,40,508	2,24,826	5,41,146	-	9,06,480	10%	63,591	8,42,889
5	Vehicles	33,51,017	-	-	-	33,51,017	15%	5,02,652	28,48,364
	TOTAL	77,16,109	18,69,016	29,53,267	10,000	1,25,28,392		29,00,316	96,28,076

For 91Digital Web Pvt. Ltd.

Bhaskar
Director

For 91Digital Web Pvt. Ltd.

Mannu
Director

